



# Basic Coatings Inspector CIP Level 1 Exam Prep

25 - 29 Oct 2026  
Doha

# Basic Coatings Inspector CIP Level 1 Exam Prep

**Ref.:** 103600597\_77602 **Date:** 25 - 29 Oct 2026 **Location:** Doha **Fees:** 7000 **Euro**

## Course Overview:

The AMPP CIP Level 1 Basic Coatings Inspector Exam Prep Course is a focused training program designed to prepare participants for the Basic Coatings Inspector Theory Exam and CIP 1 Practical Exam Preparation. The course covers the core knowledge required for AMPP CIP Level 1 Exam Prep, including coating inspection safety, corrosion basics, surface preparation, environmental conditions, coating materials, coating application, inspection instruments, documentation, standards, teamwork, and ethics.

This AMPP CIP 1 Exam Preparation course helps participants understand the role of a Level 1 coating inspector and the practical inspection tasks required in industrial coating work. Participants review key written exam domains and practical stations such as environmental testing, anchor profile inspection, coating thickness measurement, wet film thickness, holiday detection, and soluble salts testing.

By combining theory review, practical examples, inspection scenarios, and exam-style discussions, this Basic Coatings Inspector Exam Prep course supports professionals pursuing Basic Coatings Inspector Certification, CIP Level 1 Certification Training, and entry-level coating inspection competence.

## Target Audience:

- Coating inspector trainees
- Entry-level coating inspectors
- QA/QC inspectors
- Painting and coating supervisors
- Maintenance technicians
- Project engineers
- Site inspectors
- Surface preparation supervisors
- Coating applicators

## Targeted Organizational Departments:

- Quality Assurance and Quality Control
- Engineering and Construction
- Maintenance and Asset Integrity
- Corrosion Control
- Protective Coatings Teams
- HSE Departments
- Project Management Offices
- Inspection and Testing Teams
- Technical Specification Teams

## Targeted Industries:

- Oil and gas
- Petrochemical
- Marine and offshore
- Shipbuilding
- Power generation
- Construction and infrastructure
- Bridges and highways
- Water treatment
- Pipelines and tanks
- Manufacturing

## Course Offerings:

By the end of this course, participants will be able to:

- Understand the AMPP CIP Level 1 exam structure.
- Explain the Basic Coatings Inspector role and limitations.
- Review safety, SDS, HazCom, and confined space basics.
- Explain corrosion fundamentals and coating protection methods.
- Interpret specifications, standards, PDS, SDS, and ITPs.
- Assess environmental conditions before coating work.
- Identify surface preparation methods and cleanliness issues.
- Understand coating materials, curing, mixing, and application controls.
- Apply basic coating thickness measurement concepts.
- Review dry film thickness and wet film thickness inspection.
- Understand low-voltage and high-voltage holiday detection.



## Training Methodology:

This course uses an exam-focused and practical training approach. Participants learn through short lectures, technical discussions, visual examples, group exercises, inspection scenarios, and guided exam review. Each topic is linked to the AMPP Coating Inspector Program Level 1 domains and the practical exam stations.

The training includes written exam review, practical station walkthroughs, case-based discussions, and short knowledge checks. Participants review examples related to surface preparation inspection, coating application, environmental testing, dry film thickness inspection, wet film thickness gauge use, holiday detection, soluble salts testing, and anchor profile inspection.

Daily reflection sessions help participants review key points, clarify weak areas, and connect learning outcomes to the AMPP CIP 1 Exam Preparation process. Tools are not provided; however, the course includes insights, examples, and explanations of tools relevant to the exam and coating inspection practice.

## Course Toolbox:

- AMPP CIP Level 1 exam blueprint summary
- Theory exam domain checklist
- Practical exam station checklist
- Coating inspection terminology guide
- Corrosion basics notes
- Surface preparation checklist
- Environmental testing worksheet
- Dew point review examples
- Coating specification review template

**Note:** Physical tools are not provided. The course provides insights and examples of tools relevant to the course where required.

## Course Agenda:



## Day 1: CIP Level 1 Exam Foundations and Inspector Responsibilities

- **Topic 1:** Overview of the AMPP CIP Level 1 certification pathway and exam requirements
- **Topic 2:** Structure of the Basic Coatings Inspector Theory Exam and CIP 1 Practical Exam
- **Topic 3:** Role, responsibilities, and limitations of a Basic Coatings Inspector
- **Topic 4:** Safety essentials: SDS, HazCom, confined spaces, and job-site precautions
- **Topic 5:** Using specifications, standards, product data sheets, and inspection test plans
- **Topic 6:** Basic inspection documentation: logbooks, daily reports, and inspection records
- **Reflection & Review:** Review Level 1 exam domains, inspector duties, and key safety points

## Day 2: Corrosion Basics and Environmental Inspection

- **Topic 1:** Understanding corrosion cells: anode, cathode, electrolyte, and metallic path
- **Topic 2:** Common corrosion types found on steel structures and coated surfaces
- **Topic 3:** Protective coatings as a method of corrosion control and asset protection
- **Topic 4:** Measuring environmental conditions: air temperature, surface temperature, humidity, and dew point
- **Topic 5:** How environmental conditions affect surface preparation and coating application
- **Topic 6:** CIP 1 practical focus: environmental testing steps and common exam mistakes
- **Reflection & Review:** Review corrosion fundamentals and environmental testing requirements

## Day 3: Surface Preparation and Surface Cleanliness Inspection

- **Topic 1:** Why surface preparation quality is critical for coating adhesion and durability
- **Topic 2:** Solvent cleaning, hand tool cleaning, and power tool cleaning inspection basics
- **Topic 3:** Abrasive blasting methods, surface cleanliness grades, and inspection expectations
- **Topic 4:** Identifying visual contaminants, dust, debris, oil, grease, and surface defects
- **Topic 5:** Soluble salts testing and its importance before coating application
- **Topic 6:** Anchor profile inspection using comparators, replica tape, and profile readings
- **Reflection & Review:** Review surface preparation inspection and practical station requirements



## Day 4: Coating Materials, Application, and Inspection Testing

- **Topic 1:** Coating components: resin, pigment, solvent, and basic protection mechanisms
- **Topic 2:** Coating types, curing methods, pot life, induction time, and overcoat windows
- **Topic 3:** Coating application methods: brush, roller, conventional spray, and airless spray
- **Topic 4:** Wet film thickness measurement and calculating expected dry film thickness
- **Topic 5:** Dry film thickness inspection using Type I and Type II coating thickness gauges
- **Topic 6:** Holiday detection methods: wet sponge low-voltage and high-voltage DC testing
- **Reflection & Review:** Review coating application, WFT, DFT, and holiday detection topics

## Day 5: Documentation, Standards, Practical Review, and Exam Readiness

- **Topic 1:** Preparing accurate daily inspection reports and coating inspection records
- **Topic 2:** Material tracking, non-conformance reports, and documentation of inspection findings
- **Topic 3:** Review of key NACE, SSPC, ASTM, and ISO standards referenced in Level 1
- **Topic 4:** Full review of CIP 1 practical stations and timing expectations
- **Topic 5:** Basic Coatings Inspector Theory Exam practice questions and discussion
- **Topic 6:** Final exam readiness plan: weak-area review, revision strategy, and confidence checklist
- **Reflection & Review:** Final AMPP CIP Level 1 exam preparation review

## FAQ:

### What specific qualifications or prerequisites are needed for participants before enrolling in the course?

This course is suitable for entry-level inspectors, QA/QC personnel, coating supervisors, maintenance staff, engineers, and professionals preparing for **AMPP CIP Level 1 Exam Prep**. Basic knowledge of coating work, industrial sites, inspection, or maintenance is helpful but not mandatory for this preparatory course. Candidates should verify the latest AMPP certification requirements directly with AMPP before applying for the official exam.

### How long is each day's session, and is there a total number of hours required for the entire course?

Each day's session is generally structured to last around 4-5 hours, with breaks and interactive activities included. The total course duration spans five days, approximately 20-25 hours of instruction.



## **Is the CIP Level 1 exam only written, or does it include practical tasks?**

The Level 1 pathway includes written theory preparation and practical station preparation. The theory exam covers coating inspection knowledge, while the practical exam focuses on stations such as environmental testing, anchor profile, holiday detection, coating thickness measurement, wet film thickness, and soluble salts.

## **How This Course is Different from Other AMPP CIP Level 1 Basic Coatings Inspector Exam Prep Courses:**

This course is different because it connects the AMPP CIP Level 1 Exam Prep requirements with real coating inspection practice. It does not only review theory; it also helps participants understand how inspection decisions are made in the field.

The course focuses on the topics that matter most for the Basic Coatings Inspector Theory Exam and CIP 1 Practical Exam Preparation, including surface preparation inspection, environmental testing, coating thickness measurement, holiday detection, wet film thickness, soluble salts testing, and anchor profile inspection.

Participants benefit from structured topic reviews, practical examples, checklists, exam-style questions, and daily reflection sessions. The course also clarifies the Level 1 inspector's role, responsibilities, and limitations, which helps learners approach the exam and workplace inspection tasks with more confidence.

# Training Course Categories



**Agile PM and Project Management Training Courses**



**Certified Courses By International Bodies**



**Communication and Public Relations Training Courses**



**Data Analytics Training and Data Science Courses**



**Environment & Sustainability Training Courses**



**Finance and Accounting Training Courses**



**Governance, Risk and Compliance Training Courses**



**Human Resources Training and Development Courses**



**IT Security Training & IT Training Courses**



**Leadership and Management Training Courses**



**Legal Training, Procurement and Contracting Courses**



**Maintenance Training and Engineering Training Courses**



# Training Course Categories



**Marketing, Customer Relations, and Sales Courses**



**Occupational Health, Safety and Security Training Courses**



**Personal & Self-Development Training Courses**



**Quality and Operations Management Training Courses**



**Secretarial and Administration Training Courses**



# Training Cities



**Abu Dhabi - UAE**



**Accra - Ghana**



**Al Jubail - Saudi Arabia**



**Amman - Jordan**



**Amsterdam - Netherlands**



**Athens - Greece**



**Baku - Azerbaijan**



**Bali - Indonesia**



**Bangkok - Thailand**



**Barcelona - Spain**



**Berlin - Germany**



**Cairo - Egypt**



**Cape town - South Africa**



**Casablanca - Morocco**



**Chicago - USA**



**Doha - Qatar**



# Training Cities




**Dubai - UAE**



**Frankfurt - Germany**



**Geneva - Switzerland**




**Istanbul - Turkey**



**Jakarta - Indonesia**



**Johannesburg - South Africa**



**Kuala Lumpur - Malaysia**



**Kuwait - Kuwait**



**Langkawi - Malaysia**



**Lisbon - Portugal**



**London - UK**



**Madrid - Spain**




**Manama - Bahrain**



**Marbella - Spain**



**Milan - Italy**



**Montreux - Switzerland**



# Training Cities



**Munich - Germany**



**Muscat - Oman**



**Nairobi - Kenya**



**Nice - France**



**Paris - France**



**Phuket - Thailand**



**Porto - Portugal**



**Prague - Czech Republic**



**Riyadh - Saudi Arabia**



**Rome - Italy**



**San Diego - USA**



**Seoul - South Korea**



**Sharm El-Sheikh - Egypt**



**Singapore - Singapore**



**Tashkent - Uzbekistan**



**Tbilisi - Georgia**



## Training Cities



**Tokyo - Japan**



**Trabzon - Turkey**



**Vienna - Austria**



**Zanzibar - Tanzania**



**Zoom - Online  
Training**

# WHO WE ARE

Agile Leaders is a renowned training center with a team of experienced experts in vocational training and development. With 20 years of industry experience, we are committed to helping executives and managers replace traditional practices with more effective and agile approaches.

## OUR VISION

We aspire to be the top choice training provider for organizations seeking to embrace agile business practices. As we progress towards our vision, our focus becomes increasingly customer-centric and agile.

## OUR MISSION

We are dedicated to developing value-adding, customer-centric agile training courses that deliver a clear return on investment. Guided by our core agile values, we ensure our training is actionable and impactful.

## WHAT DO WE OFFER

At Agile Leaders, we offer agile, bite-sized training courses that provide a real-life return on investment. Our courses focus on enhancing knowledge, improving skills, and changing attitudes. We achieve this through engaging and interactive training techniques, including Q&As, live discussions, games, and puzzles.



**AGILE LEADERS**  
Training Center

## CONTACT US

 UAE, Dubai Investment Park First

 +971585964727  
+447700176600

 [sales@agile4training.com](mailto:sales@agile4training.com)